

COUPLERS FROM LAYHER

Layher® 

More Possibilities. The Scaffolding System.

www.layher.nl

www.layher.be



Double coupler EN74-1 C3 BB
Art.nr.: 4700.019 / 4700.022



Reducing double coupler
ø 48.3/60.3mm
Art.nr.: 4744.022



Wedge head coupler, triple
Art.nr.: 2671.150



Double coupler EN74-1 C3 BB
with coarse thread.
Art.nr.: 4777.019 / 4777.022



Reducing swivel coupler
ø 48.3/60.3mm
Art.nr.: 4745.022



Lattice beam coupler
Art.nr.: 4720.022 / 4720.019



Swivel coupler EN74-1 C3 B
Art.nr.: 4702.019 / 4702.022



Half coupler with toe bord pin
Art.nr.: 4708.022



Half coupler with plate
Art.nr.: 4705.019



Swivel coupler EN74-1 C3 B
with coarse thread.
Art.nr.: 4778.019 / 4778.022



Half coupler with hook
Art.nr.: 4749.019




Clamping half coupler
Art.nr.: 4750.019 / 4750.022



Joint coupler EN74-1 C3 B
Art.nr.: 4703.019 / 4703.022



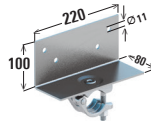
Clamping coupler
Art.nr.: 4716.019 / 4716.022



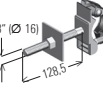
Crane eyelet with
three half couplers
Art.nr.: 4724.019 / 4724.022



Centering pin EN74-1 C3 B
Art.nr.: 4739.000



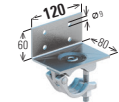
Squared timber coupler, large
Art.nr.: 4717.019 / 4717.022



Combination coupler
Art.nr.: 4722.721



Half coupler with eye bolt
Art.nr.: 4707.019 / 4707.022




Squared timber coupler, small
Art.nr.: 4718.019 / 4718.022



Guardrail coupler with wedge
housing (Speedyscaf)
Art.nr.: 1735.000



Wedge half coupler
Art.nr.: 4729.000



Wedge head coupler, rigid
Art.nr.: 2628.019 / 2628.022



Speedyscaf corner plate
coupler
Art.nr.: 1735.019 / 1735.022



Wedge double coupler
Art.nr.: 4727.000



Wedge head coupler,
swivelling
Art.nr.: 2629.019 / 2629.022



Wall tie coupler for brackets
Art.nr.: 4734.019 / 4734.022




Wedge swivel coupler
Art.nr.: 4728.000



Twin wedge head coupler LW
Art.nr.: 2629.000



Console adapter
for hollow wall
Art.nr.: 2602.400



Wedged swivel coupler
with spindle ø 48.3mm
Art.nr.: 4735.000



Suspended scaffolding coupler
I-profile
Art.nr.: 4713.022



U-distance coupler
Art.nr.: 1752.019 / 1752.022



Reducing double coupler
ø 48.3/33.7mm
Art.nr.: 4737.019 / 4737.022



Secured hook for suspended
scaffolding coupler I-profile
Art.nr.: 4714.000



Spigot with half coupler
Art.nr.: 4706.019 / 4706.022



Reducing swivel coupler
ø 48.3/33.7mm
Art.nr.: 4738.019 / 4738.022



Suspended scaffolding coupler
L-profile
Art.nr.: 0721.977



Spigot with half coupler, offset
Art.nr.: 0722.051